

Technical specifications	Partner (6-Tyre)	
	17 ft	
Weight (kg)		
Gross Vehicle Weight (kg)	7490	
Rated Payload (CBC) (kg)	4640	
Load Body Dimensions (mm)		
Length (mm)	5261	
Width (HSD) (mm)	2200	
Height (mm)	1846	
Power Train		
Engine Type	ZD30 Diesel Engine with DDTi (Double Overhead Camshaft, Common Rail, Direct Injection, Turbo Intercooled)	
Displacement	2953 cc	
Maximum power (kW) @rpm	103 kW (140 hp) @ 2750 rpm	
Maximum Torque (Nm) @rpm	360 Nm @1350-2750 rpm	
Clutch	Diaphragm Push Type, Single Dry Plate, Hydraulic actuated (310 mm Dia)	
Transmission	Fully synchronized 5 speed Manual Gearbox	
Fuel Tank Capacity	90 L	
Emission Standard	BS VI (OBD 2)	
Suspension & Tyres		
Front Suspension	Parabolic, overslung suspension with Double Acting Shock Absorbers	
No. of Leaf Springs (Front)	Front 5	
Rear Suspension	Semi-elliptic (main), overslung suspension with Double Acting Shock Absorbers	
No. of Leaf Springs (Rear)	9 main + 5 Helper	
No. of Tyres	Front 2, Rear 4, Spare 1	
Tyre Size	7.50 x 16, 16 PR	
Loading Platform Height (mm)	1090	
Turning Circle Radius (TCR) (m)	6.525	
Overall Dimensions (mm)		
Wheel Base (mm)	3955	
Overall Length (HSD) (mm)	6950	
Overall Height (HSD) (mm)	2870	
Electricals		
Battery	1 x 75 AH	
Alternator	70 A (LS) / 90 A (LX)	
Steering		
Steering System	Power	
Brakes		
Service Brake	Air Brakes	
Parking Brake	Parking brake integrated with rear brakes	
Performance		
Gradeability	27%	

Features		Partner (6-Tyre)	
		LS	LX
Comfort & Convenience	Tiltable Power Steering	✓	✓
	Reclining & Sliding Driver Seats	✓	✓
	Digital Clock (On Instrument Cluster)	✓	✓
	Mobile Charging Point (12V)	✓	✓
	Lockable Glove Box	✓	✓
	Bottle Holder	✓	✓
	Lockable Battery Box	X	X
Interiors	AC with Heater Unit (HVAC)	X	✓
	Windshield Defogger	X	✓
	Dual Tone Dash Board	✓	✓
	Seat Material - Dual Tone	Vinyl	Fabric
	Moulded Roof & Door Trims	✓	✓
Safety	ELR Seat Belt (Driver and Co-Driver)	✓	✓
	Fog Lamp Provision	✓	✓
Technology	Pneumatic brakes	✓	✓
	Tiltable Cabin	✓	✓
	Cable Type Gear Shift	✓	✓
	Low Vacuum in Brake Booster Indicator	Not Applicable	Not Applicable
	Speed Limiting on ECU	✓	✓
	Provision for Power Take-off (Mechanical)	✓	✓

*Terms and conditions apply. *Disclaimer: Under standard test conditions. Accessories shown are not a part of the standard equipment. The illustrations, colours shown are indicative only and the actual may vary. Ashok Leyland reserves the right to change specifications/designs without prior permission and notice, without any liability in view of our policy of continuous improvement, May 2023. *For ease of customer understanding. *The Standard Warranty (Vehicle & Rear Axle) is 2 years or 100 000 km whichever is earlier & the warranty on Driveline (Engine & Gearbox) is 3 years or 300 000 km* whichever is earlier.

ZYAADA TECHNOLOGY

ADVANCED Selective Catalytic Reduction (SCR) Technology - Better Reduction of NOx, CO, HC & PM

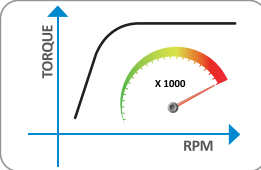
Greener and Cleaner Technology



ZYAADA POWER & ZYAADA MILEAGE



- Proven Japanese technology
- Powerful and fuel-efficient, ensuring better return on investment
- 16 valves and DDTi: Double Overhead Camshaft, Direct Injection, Turbo Intercooled, which ensures superior performance
- Flat Torque ensures lesser gear shifts, fatigue free driving and better Fuel Efficiency



Flat Torque Available over Wide RPM

ZYAADA DURABLE AGGREGATES



5 Speed Overdrive Synchro Gear Box



Heavy-Duty Axle



Front Parabolic Suspension and Rear Semi-elliptical Suspension

ZYAADA COMFORT



4 Point Suspension – For better Driver Comfort



Tiltable Cabin in Any Gear – Ease of Serviceability



Tiltable Power Steering



New Modern Digital Cluster



Safe and Ergonomic Interiors



Factory Fitted AC

- Service at Site Van for 24 x 7 Emergency Assistance
- 575+ Touch Points Pan India
- Attractive and Hassle Free Annual Maintenance Packages Available
- Service Mandi : 40000 + Ashok Leyland Trained Mechanics

For further details, please contact:

Toll-free: 1800 1022 666

www.ashokleyland.com

Or write to us at:

Ashok Leyland Limited,
6th Floor - LCV Marketing,
No.1 Sardar Patel Road, Guindy,
Chennai - 600 032.

Tel: (044) 22206000

Authorised dealer



ASHOK LEYLAND

Koi Manzil Door Nahin

Your Reliable PROFIT PARTNER in Progress

Presenting PARTNER BS6 with Superior Fuel Efficiency & Load Carrying Ability.



10%
More Fuel
Efficiency

3[★]
YEAR
WARRANTY[#]

NEW PARTNER



HINDUJA GROUP

1 Zyaada TECHNOLOGY

ADVANCED Selective Catalytic Reduction (SCR) Technology - Better Reduction of NOx, CO, HC & PM

Greener and Cleaner Technology



Globally Proven Japanese Engine



ZD30

4 Zyaada PAYLOAD AND LOADING SPACE

Bigger load body in length and side deck height – More usable space. Lesser Loading Platform height for easy loading and unloading.


Payload : Upto 4640 kg (CBC)



2 Zyaada POWER & Zyaada MILEAGE

Get MORE Mileage with Superior and Proven ZD30 Engine. Highly efficient Bosch 2.2 CRi Common Rail System with Advance Direct Injection

Best in Class Power & Torque
Power 103 KW (140 hp) | Torque 360 Nm
10*% More Mileage



TECHNOLOGY
INNOVATIVE | INTELLIGENT | INDIAN

6 ka DUM

ZYAADA se ZYAADA PROFIT



5 Zyaada COMFORT

- Modern Euro Cabin design which meets International Standards
- Narrow Cabin Width (1.9m) for better maneuverability.
- Front Tilt Cabin for ease of Serviceability

Factory Fitted AC and Power Steering



6 Zyaada BHAROSA

- Engine & Transmission warranty of 3 years / 300 000 km which ensures complete Peace of Mind.
- Lower Maintenance cost due to higher change intervals
- Comes with Air Brakes

3 years or 300 000 km*




MORE ON VALUE | LESS ON YOUR POCKET

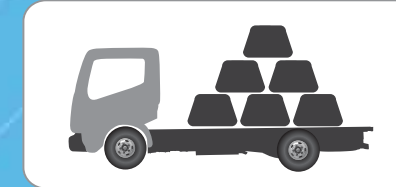
3 Zyaada DURABLE AGGREGATES

- Advanced Gear Box with Dual Synchro Cones
- Bigger Clutch
- First in Class Cable Shift Gear Mechanism
- First in Class Parabolic Suspension

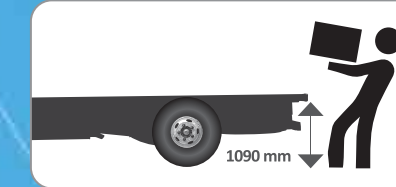
Reliable Performance Always!



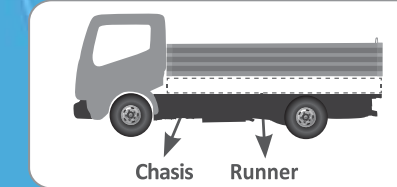
ZYAADA PAYLOAD & LOADING SPACE



Rated Payload up to 4640 kg* Options

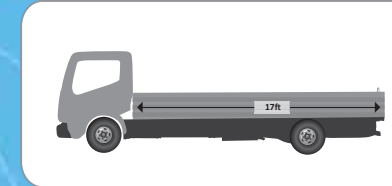


Low Loading Platform Height
1090 mm



Chasis Runner
Runner Mounted Load Body

LOAD BODY LENGTH

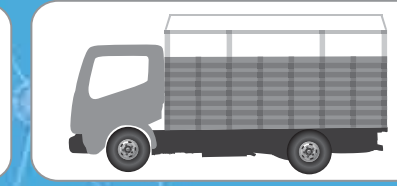


5275mm (17 ft)

LOAD BODY OPTIONS



CAB CHASSIS (CBC)



HIGH SIDE DECK (HSD)

Daily Needs



Fruit and Vegetables



Grocery and FMCG



Food Grains



Beverages

Industrial Needs



Cement



Hardware



Construction Material



Industrial Goods

Business Needs



Textile



Furniture



LPG



Catering

APPLICATIONS

And Many More